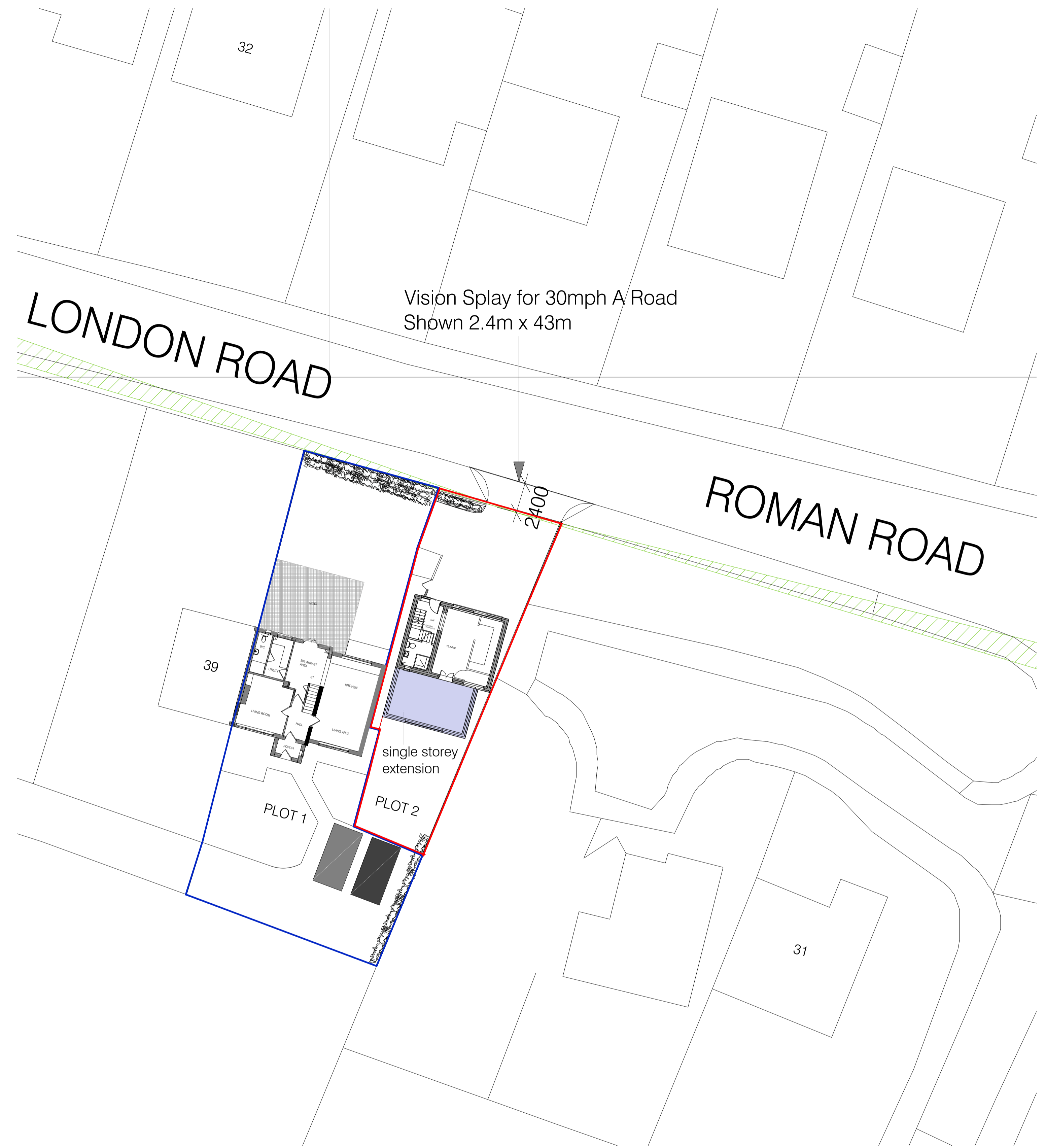
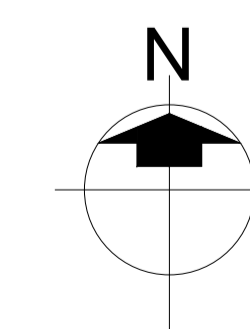


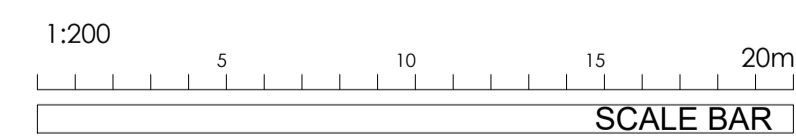
EXISTING SITE PLAN 1:200 @ A1



PROPOSED SITE PLAN 1:200 @ A1



LOCATION PLAN



NOTE: NO DIMENSIONS TO BE SCALED FROM THIS DRAWING. (EXCEPT FOR PLANNING PURPOSES)
 ALL DIMENSIONS TO BE CHECKED ON SITE. COPYRIGHT RESERVED.
 THIS SURVEY HAS BEEN PRODUCED USING A LASER DISTO AND PHOTOGRAMMETRY. CERTAIN
 ASSUMPTIONS HAVE BEEN MADE, ESPECIALLY IN THE ROOF AREAS. ALL DIMENSIONS AND LEVELS
 SHOULD BE VERIFIED PRIOR TO UNDERTAKING ANY WORKS. WINDOW AND DOOR DETAIL INDICATIVE

REV.	BY	CHKD	DATE	DETAILS

Note:
 Under the CDM regulations 2015, the client will need to employ a principal designer and principal contractor to assist in the health and safety process and co-ordinate health and safety matters. Further advice with regards to the clients duties and the duties of the principal designer & principal contractor can be found on the internet (such as CDMAC Industry Guidance & HSE website), or alternatively you should take advice from a suitably qualified company. This drawing, together with an asbestos survey or any other surveys and record drawings, information that the client has on the building or site such as service locations should be passed on to the contractor. Our staff does not attend to principal designer role, so the principal contractor will be responsible for developing health and safety file during construction and handing it over to the client at the end.
 Do Not Scale
 Report all discrepancies, errors and omissions.
 Verify all dimensions on site before commencing any work on site or preparing this drawing.
 All materials, components and workmanship are to comply with the relevant British Standards, Codes of Practice, and appropriate manufacturers recommendations that form time to time shall apply. For all specialist work, see relevant drawings.
 This drawing is copyright of Level Architecture Ltd.

levelarchitecture
 TEL: 07591207738
 WEB: WWW.LEVELARCHITECTURE.CO.UK

PROJECT:
 37 London Road,
 Newington,
 ME97NS

DRAWING TITLE:
 Existing and proposed block plan

SCALE:	DATE:	DRAWN BY:	CHKD BY:
1:200	Jan-2020	RW	
SIZE:	PROJECT NO:	DRAWING NO:	REVISION:
A1	2020-585	(P)005	A

CLIENT: